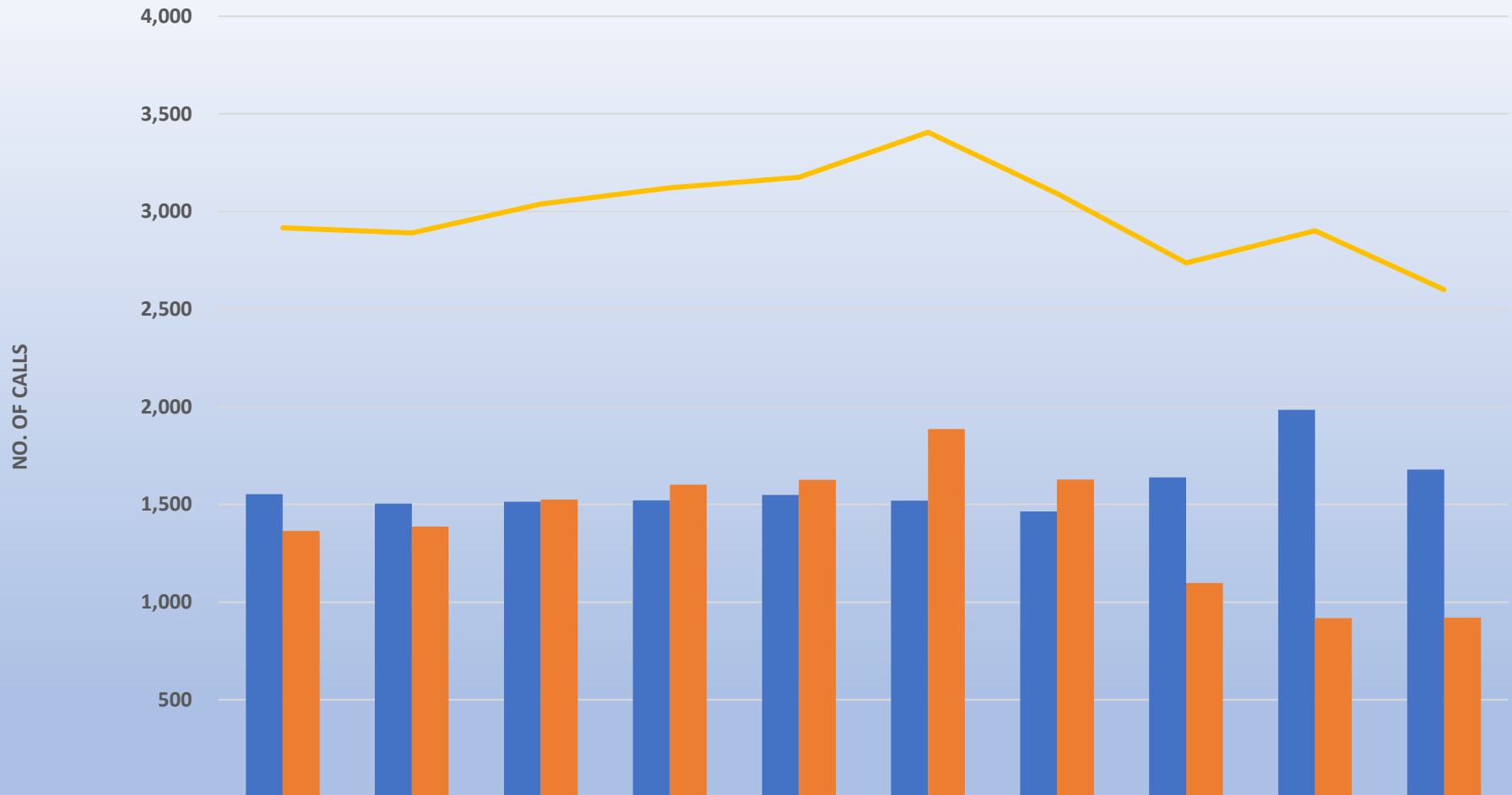




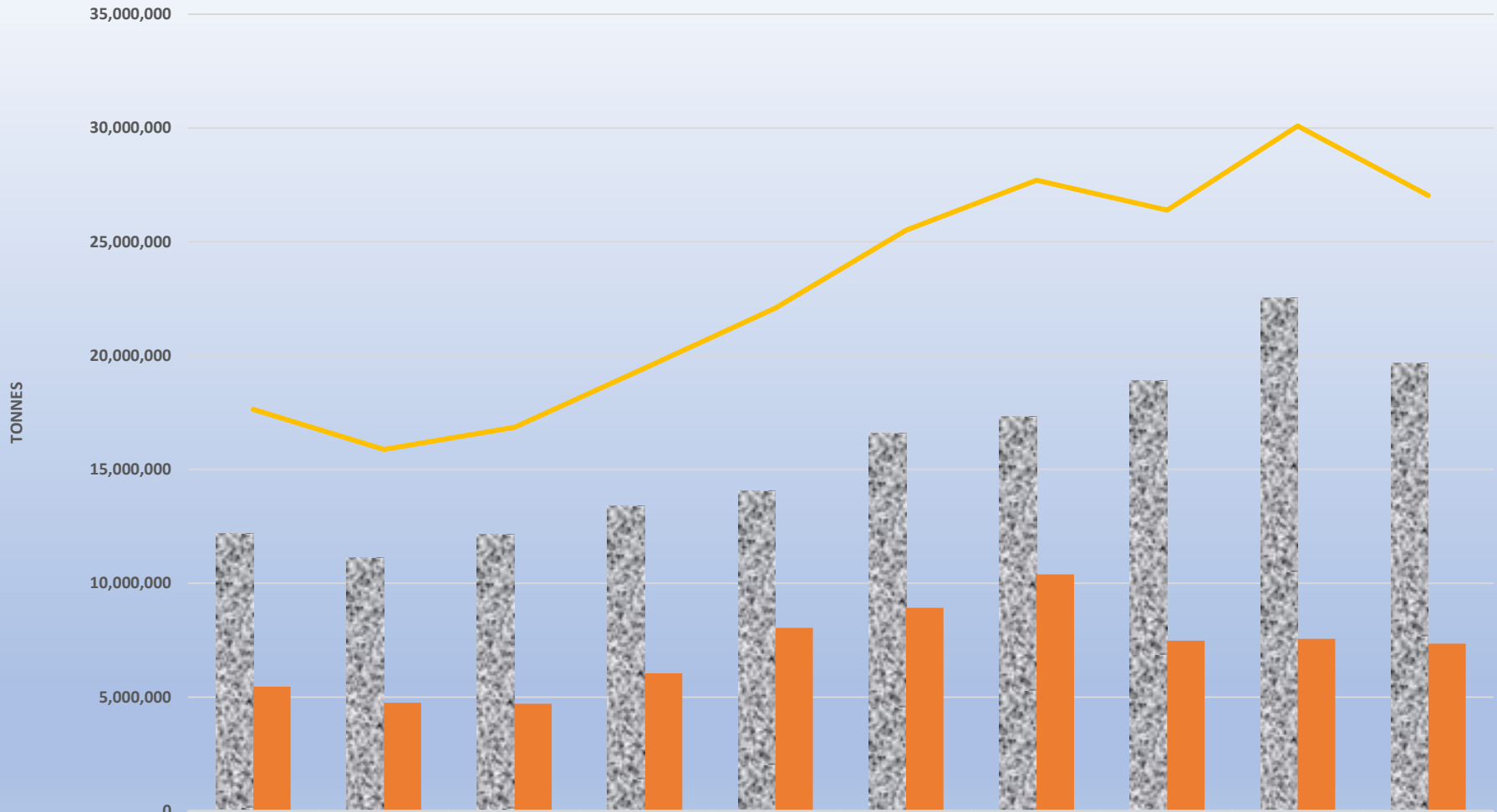
TEMA AND TAKORADI PORT STATISTICS 2013-2022

VESSEL TRAFFIC 2013-2022



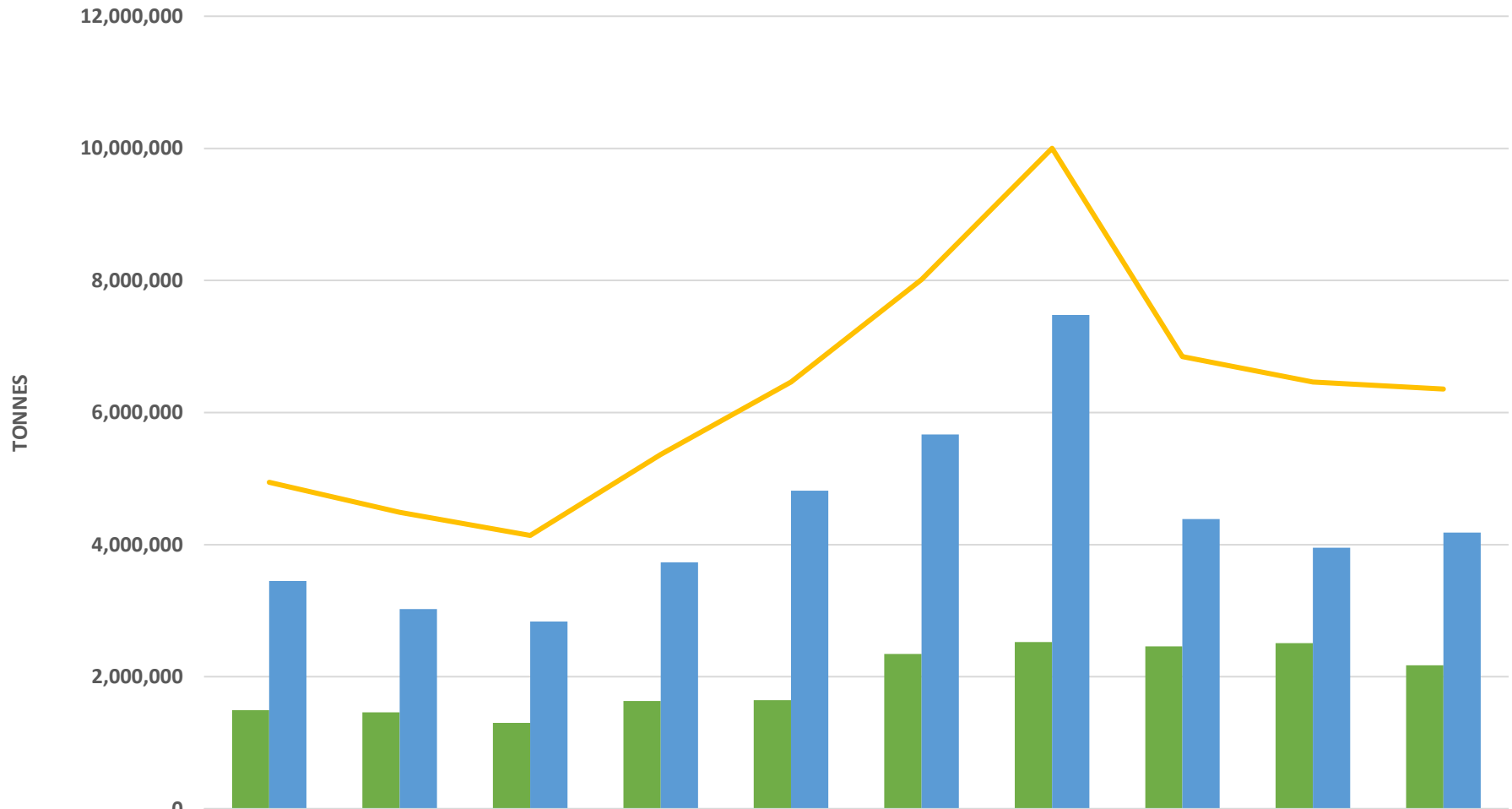
	2013	2014	2015	2016	2017	2018	2019	2020	2021	2022
TEMA	1,553	1,504	1514	1521	1549	1520	1464	1,639	1,984	1,679
TAKORADI	1,364	1,387	1525	1601	1626	1886	1628	1098	918	921
TOTAL TRAFFIC	2,917	2,891	3,039	3,122	3,175	3,406	3,092	2,737	2,902	2,600

CARGO TRAFFIC IN TONNES 2013-2022



	2013	2014	2015	2016	2017	2018	2019	2020	2021	2022
TEMA	12,180,615	11,126,355	12,145,496	13,414,784	14,045,787	16,594,685	17,316,276	18,909,586	22,529,615	19,688,304
TAKORADI	5,452,025	4,749,913	4,699,166	6,045,050	8,040,839	8,917,604	10,384,067	7,476,337	7,559,010	7,344,919
TOTAL TRAFFIC	17,632,640	15,876,268	16,844,662	19,459,834	22,086,626	25,512,289	27,700,343	26,385,923	30,088,625	27,033,223

EXPORT TRAFFIC IN TONNES 2013-2022



	2013	2014	2015	2016	2017	2018	2019	2020	2021	2022
TEMA	1,493,956	1,463,273	1,303,090	1,633,036	1,646,253	2,344,529	2,524,434	2,458,859	2,508,436	2,175,513
TAKORADI	3,452,200	3,025,950	2,836,649	3,731,779	4,817,520	5,670,650	7,476,690	4,389,235	3,956,057	4,181,718
TOTAL TRAFFIC	4,946,156	4,489,223	4,139,739	5,364,815	6,463,773	8,015,179	10,001,124	6,848,094	6,464,493	6,357,231

IMPORT TRAFFIC IN TONNES 2013-2022



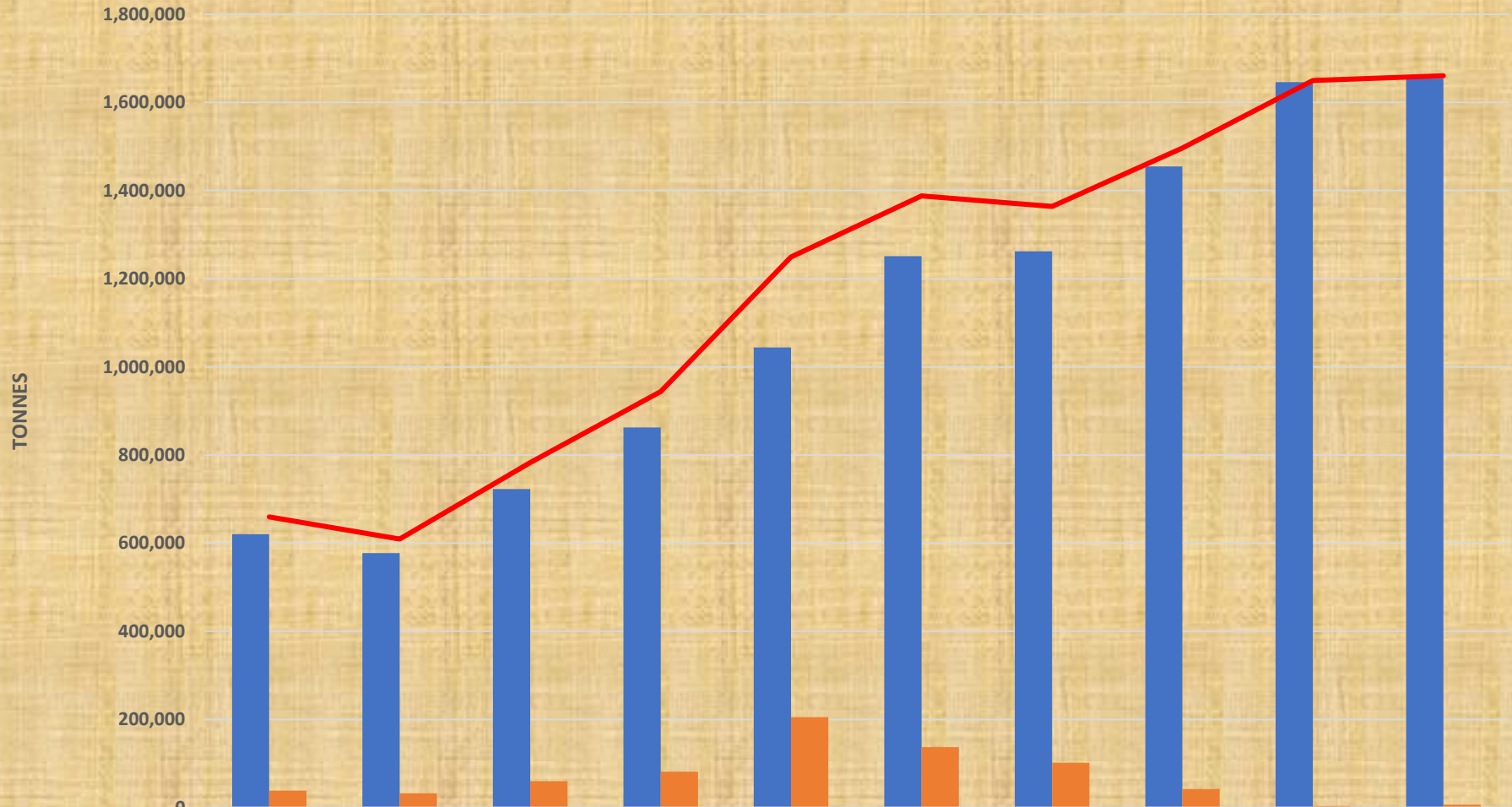
	2013	2014	2015	2016	2017	2018	2019	2020	2021	2022
TEMA	10,014,243	8,922,550	10,043,146	10,890,084	11,327,502	12,983,358	13,484,666	14,671,968	16,213,537	14,259,867
TAKORADI	1,957,385	1,653,939	1,746,058	2,188,998	2,964,425	3,057,094	2,763,848	3,002,268	3,579,029	3,135,649
TOTAL TRAFFIC	11,971,628	10,576,489	11,789,204	13,079,082	14,291,927	16,040,452	16,248,514	17,674,236	19,792,566	17,395,516

TRANSHIPMENT TRAFFIC IN TONNES 2013-2022



	2013	2014	2015	2016	2017	2018	2019	2020	2021	2022
TEMA	51,748	163,305	76,752	29,287	3,064	15,669	44,682	323,838	2,161,721	1,598,663
TAKORADI	3,730	34,291	52,716	42,568	53,329	52,905	42,131	42,880	20,250	21,205
TOTAL TRAFFIC	55,478	197,596	129,468	71,855	56,393	68,574	86,813	366,718	2,181,971	1,619,868

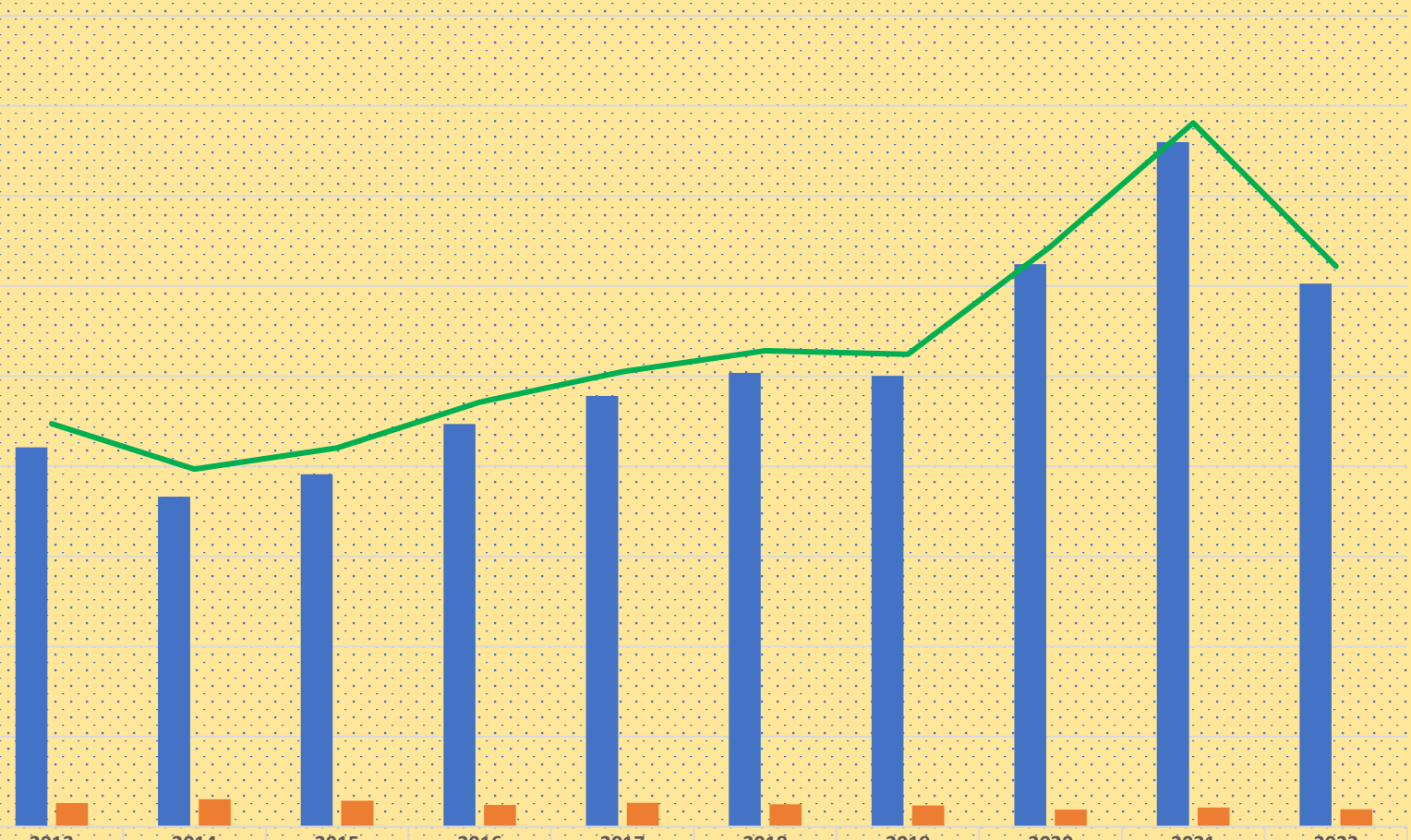
TRANSIT CARGO TRAFFIC IN TONNES 2013-2022



	2013	2014	2015	2016	2017	2018	2019	2020	2021	2022
TEMA	620,668	577,227	722,508	862,377	1,043,771	1,251,129	1,262,494	1,454,868	1,645,921	1,654,261
TAKORADI	38,710	32,093	60,250	81,705	205,565	136,955	101,398	41,954	3,674	6,347
TOTAL TRAFFIC	659,378	609,320	782,758	944,082	1,249,336	1,388,084	1,363,892	1,496,822	1,649,595	1,660,608

CONTAINER TRAFFIC IN TEUs 2013-2022

1,800,000
1,600,000
1,400,000
1,200,000
1,000,000
800,000
600,000
400,000
200,000
0



	2013	2014	2015	2016	2017	2018	2019	2020	2021	2022
TEMA	841,989	732,382	782,502	893,841	956,374	1,007,065	1,000,926	1,248,726	1,519,276	1,205,546
TAKORADI	52,373	61,355	58,093	48,622	53,381	49,720	47,451	38,343	42,724	38,699
TOTAL TRAFFIC	894,362	793,737	840,595	942,463	1,009,755	1,056,785	1,048,377	1,287,069	1,562,000	1,244,245

TEMA TAKORADI TOTAL TRAFFIC